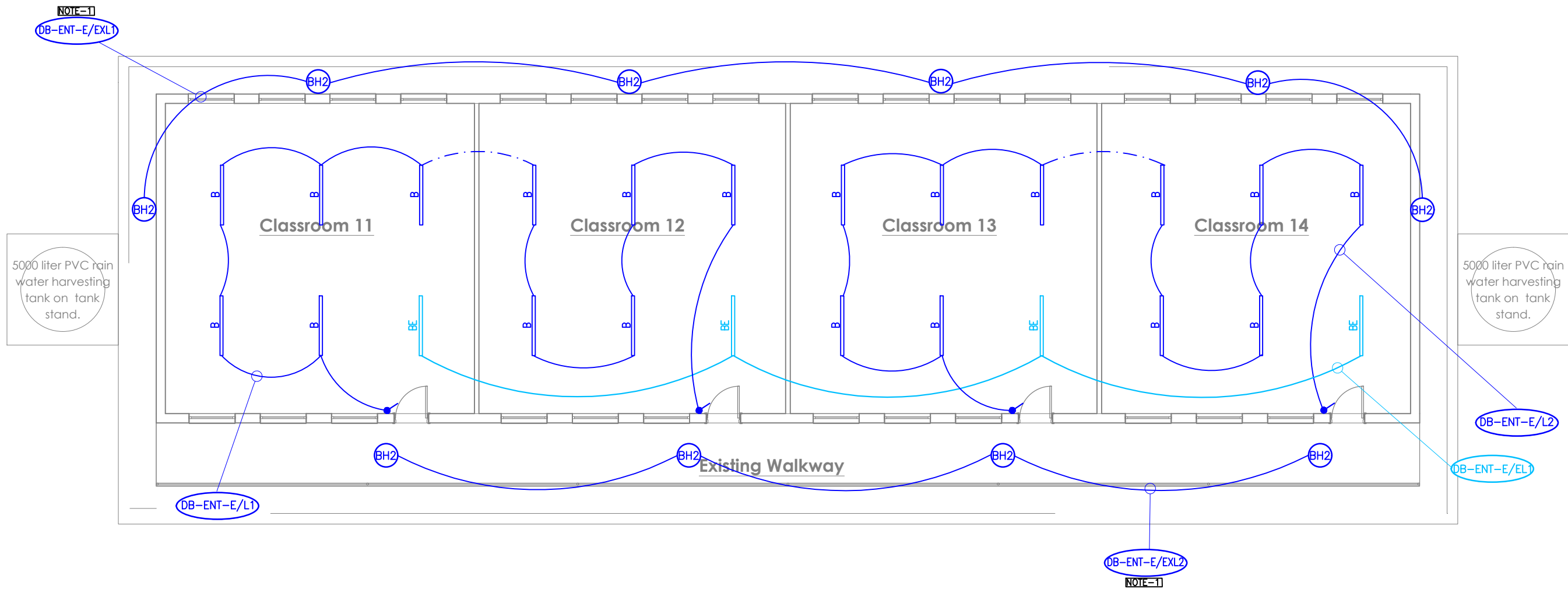
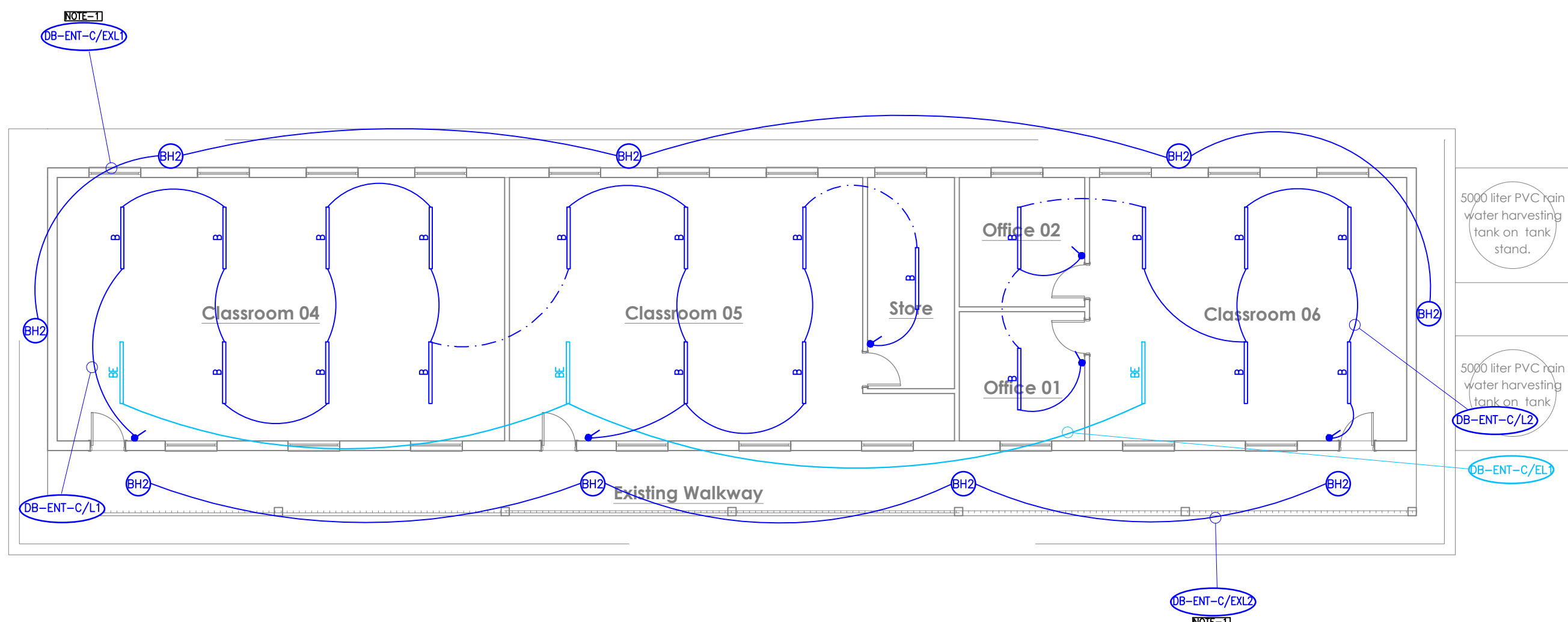


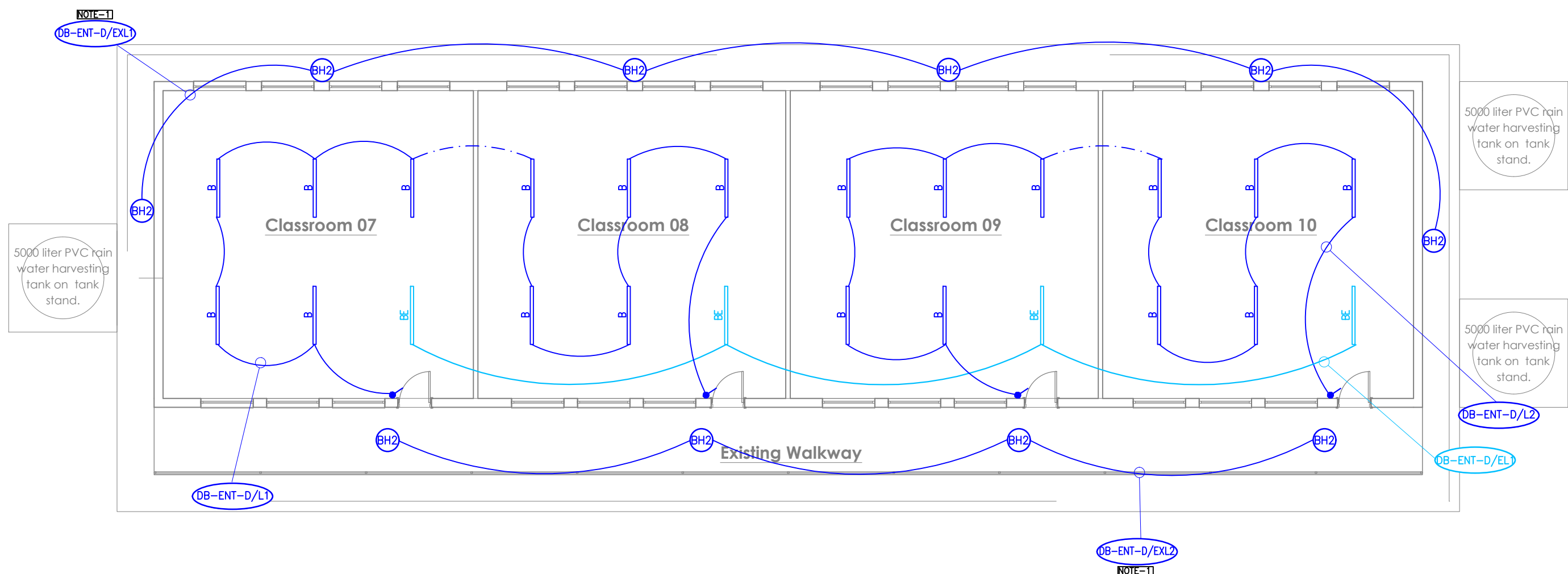
BLOCK A CLASSROOM LIGHTING LAYOUT
SCALE 1:100



BLOCK E CLASSROOM LIGHTING LAYOUT
SCALE 1:100



BLOCK C CLASSROOM LIGHTING LAYOUT
SCALE 1:100



BLOCK D CLASSROOM LIGHTING LAYOUT
SCALE 1:100

LIGHTING LEGEND

EN-NT 1240, 4400m, LED, COOL WHITE - SUPPLIED BY AURORA OR EQUAL & APPROVED
AS 1" BUT WITH 20% MAINTAINED BATTERY PACK. A SEPARATE NON-SWITCHED LINE FEED FROM OUT-GOING SIDE OF MCB TO EMERGENCY FITTING IS TO BE INSTALLED. 24HR
EN-BH15, 1150m, LED, COOL WHITE - SUPPLIED BY AURORA OR EQUAL & APPROVED
EN-BH120, 1650m, COOL WHITE - AURORA LIGHTING OR EQUAL AND APPROVED
LIGHT SWITCH

LIGHTING NOTES:

NOTE 1 :CONTROL OF LIGHTING:

EXTERNAL LIGHTING CONTROL TO BE ON A DAY/NIGHT SWITCH.

NOTE 2 :24 HOUR LIGHTING:

24 HOUR LIGHTING NOT TO BE SWITCHED THROUGH CONTRACTOR, FITTING MARKED 'E' TO HAVE 20% MAINTAINED BATTERY PACK FITTED ONLY FOR MINIMUM OF 1hr.

NOTE 3 :STEEL TRUNKING:

STEEL TRUNKING OF SUITABLE SIZE COMPLETE WITH PVC COVER AND ACCESSORIES FOR LIGHTING AND POWER CIRCUITS. WIRING IN TRUNKING NOT TO EXCEED 40% CAPACITY. 5 AMP SOCKETS TO BE MOUNTED IN TRUNKING OR ON TRUNKING FOR PLUGGING IN OF LUMINAIRES.

A	15.02.2023	T.T	ISSUED FOR INFORMATION	LL	LL
REV	DATE	BY	DESCRIPTION	CHK	APD

DRAWING STATUS:

FOR INFORMATION

FUNDER:



IMPLEMENTING AGENT:



PRINCIPAL AGENT:



ARCHITECT:

